

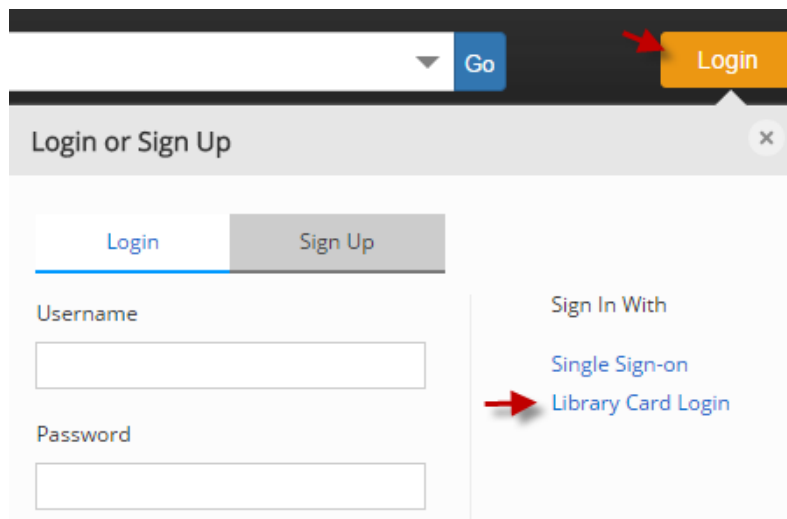


Authentication Options for Libraries

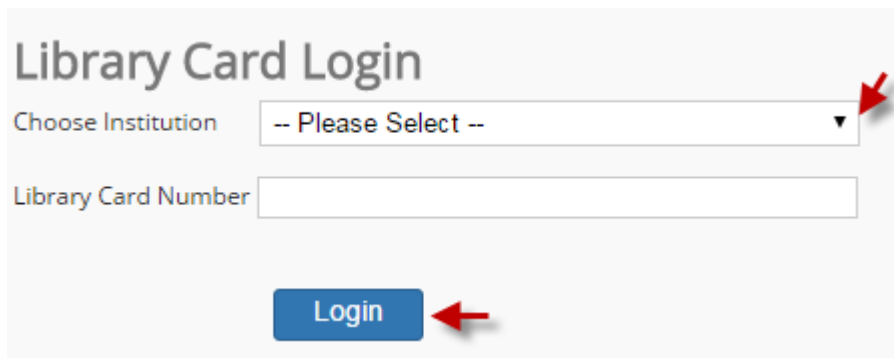
- IP Address
- Library Card Barcode

To sign in using Library Card Barcode Access: Go to <http://ebooks.eb.com>

1. Click on the Login button located top right hand side
2. Next, select 'Library Card Login'



3. Choose your library from the drop down menu, enter your library card number and select Login.



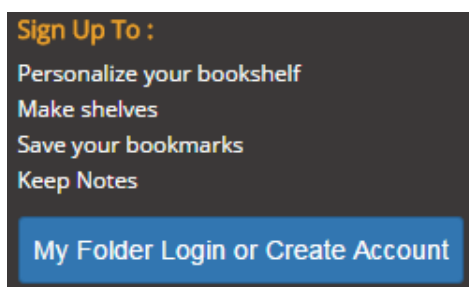
You should see 'Welcome To **Your Library**' to know that you are logged in.



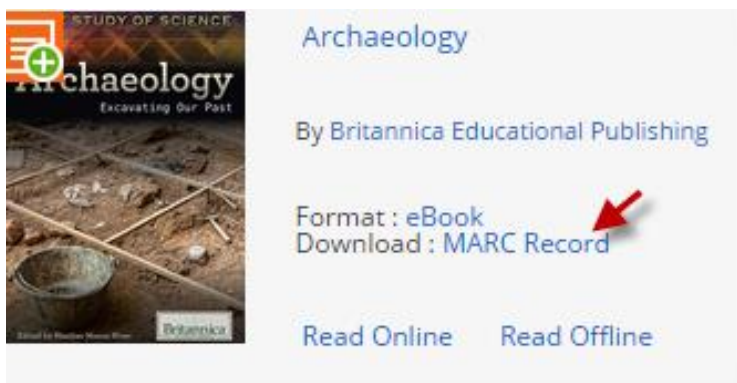
Downloading MARC records

For the Administrator to download MARC records to integrate them into your library catalogue:

1. First, you must be logged in to your Britannica E-STAX account.
2. Click on 'My Folder Login' and enter your **Administrator Login and Password**:



3. You can now click on 'Download: MARC Record' for each title you have purchased.



FAQ's: Please refer to the Britannica E-STAX [FAQs](#) for full details or email bol@eb.com.au

©2015 Encyclopædia Britannica, Inc. Britannica, Encyclopædia Britannica and the Thistle logo are trademarks of Encyclopædia Britannica, Inc. All other brand and product names are the trademarks of their respective companies. All rights reserved.

Libraries may duplicate as needed.